

Welcome

PR1 2022/2023 - CCSP, NCS, ECCE,

Objectives - CCSP

CCSP

- PR 1 Process - Fees list, how to view and how to edit.
- PR 1 Process - Service calendar, how to view and how to edit.
- PR1 Process – Activating funding agreement
- Key dates 22/23 programme call

Objectives - NCS

NCS

- PR1 process – Fees list, how to view and how to edit.
- PR 1 Process – Service Calendar(**for 2022 and 2023**), how to view and how to edit.
- PR1 Process - Activating Funding Agreement
- Key dates 22/23 programme call

Objectives - ECCE

ECCE

- PR1 Process – Fees list, how to view and how to edit.
- PR1 Process - Service Calendar, how to view and how to edit.
- PR1 Process – Pre contracting steps
- PR1 Process - Activating Funding Agreement
- Key dates 22/23 programme call

Key Dates

- **CCSP PR1:** 27th May 2022
- Registrations open: August 2022

- **NCS PR1:** 27th May 2022
- Registrations open: Ongoing

- **ECCE PR1:** 27th May 2022
- Registrations open: July 2022.

Key Point - ECCE Payable Weeks

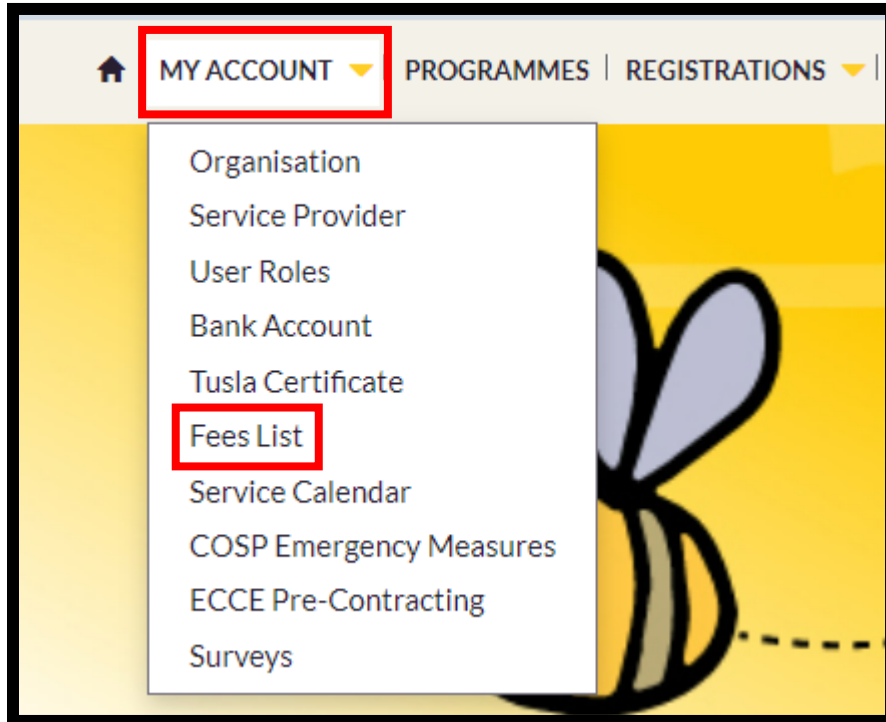
Payable Week	Non Payable week
3 open days	Less than 3 open days
Bank holiday and 2 open days	Bank holiday and only 1 open day
2 x Bank holidays and 2 open days	2 x Bank holidays and 1 open day

Key Point - CCSP Payable Weeks

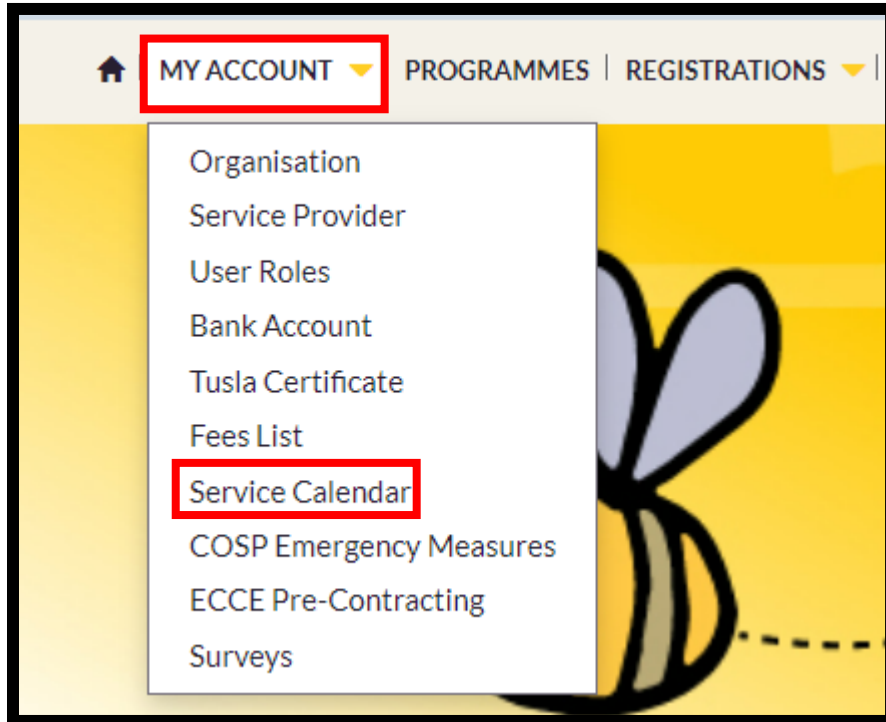
Where the week has 1 or more bank holidays, and all of the other days are marked as closures. The week is considered to be a payment week and the Non-Payable week flag is not set.

Month	Week Number	Week Beginning	M	T	W	T	F	Days Open	Non Payable Week
Aug	1	15/08/2022	<input type="checkbox"/>	<input type="checkbox"/>	<input type="checkbox"/>	<input type="checkbox"/>	<input type="checkbox"/>	5	<input type="checkbox"/>
Aug	2	22/08/2022	<input type="checkbox"/>	<input type="checkbox"/>	<input type="checkbox"/>	<input type="checkbox"/>	<input type="checkbox"/>	5	<input type="checkbox"/>
Aug	3	29/08/2022	<input type="checkbox"/>	<input type="checkbox"/>	<input type="checkbox"/>	<input type="checkbox"/>	<input type="checkbox"/>	5	<input type="checkbox"/>
Sep	4	05/09/2022	<input type="checkbox"/>	<input type="checkbox"/>	<input type="checkbox"/>	<input type="checkbox"/>	<input type="checkbox"/>	5	<input type="checkbox"/>
Sep	5	12/09/2022	<input type="checkbox"/>	<input type="checkbox"/>	<input type="checkbox"/>	<input type="checkbox"/>	<input type="checkbox"/>	5	<input type="checkbox"/>
Sep	6	19/09/2022	<input type="checkbox"/>	<input type="checkbox"/>	<input type="checkbox"/>	<input type="checkbox"/>	<input type="checkbox"/>	5	<input type="checkbox"/>
Sep	7	26/09/2022	<input type="checkbox"/>	<input type="checkbox"/>	<input type="checkbox"/>	<input type="checkbox"/>	<input type="checkbox"/>	5	<input type="checkbox"/>
Oct	8	03/10/2022	<input type="checkbox"/>	<input type="checkbox"/>	<input type="checkbox"/>	<input type="checkbox"/>	<input type="checkbox"/>	5	<input type="checkbox"/>
Oct	9	10/10/2022	<input type="checkbox"/>	<input type="checkbox"/>	<input type="checkbox"/>	<input type="checkbox"/>	<input type="checkbox"/>	5	<input type="checkbox"/>
Oct	10	17/10/2022	<input type="checkbox"/>	<input type="checkbox"/>	<input type="checkbox"/>	<input type="checkbox"/>	<input type="checkbox"/>	5	<input type="checkbox"/>
Oct	11	24/10/2022	<input checked="" type="checkbox"/>	<input checked="" type="checkbox"/>	<input checked="" type="checkbox"/>	<input checked="" type="checkbox"/>	<input type="checkbox"/>	1	<input type="checkbox"/>
Oct	12	31/10/2022	<input checked="" type="checkbox"/>	<input checked="" type="checkbox"/>	<input checked="" type="checkbox"/>	<input checked="" type="checkbox"/>	<input checked="" type="checkbox"/>	0	<input type="checkbox"/>
Nov	13	07/11/2022	<input checked="" type="checkbox"/>	<input checked="" type="checkbox"/>	<input checked="" type="checkbox"/>	<input checked="" type="checkbox"/>	<input checked="" type="checkbox"/>	0	<input checked="" type="checkbox"/>
Nov	14	14/11/2022	<input type="checkbox"/>	<input type="checkbox"/>	<input type="checkbox"/>	<input type="checkbox"/>	<input type="checkbox"/>	5	<input type="checkbox"/>

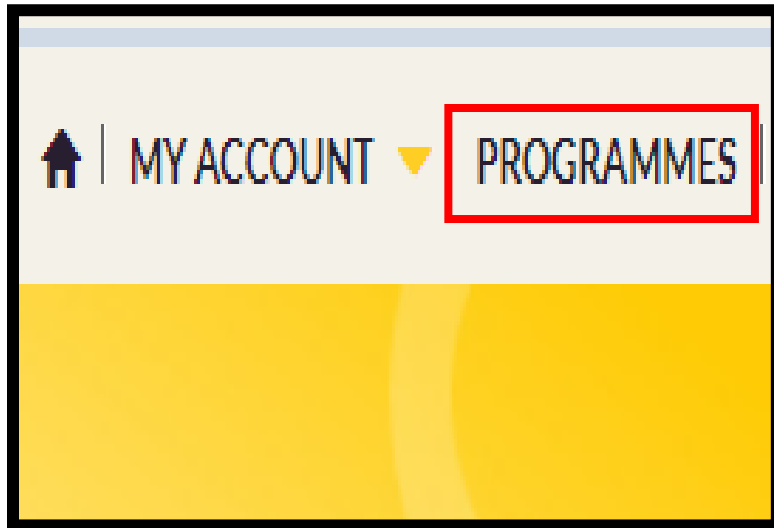
Where to find Fees List



Where to find Service Calendar



Where to access Funding Agreement Activation



Funding Agreement Activation

In order to activate a CCSP Saver Programme, ECCE or NCS Funding Agreement your service is required to have the following information added and correct on the Early Years Hive as part of programme readiness:

Primary Authorised User (PAU)

Organisation's details

Bank Account

Portal Users

Service Provider Tusla Registration details for both ELC and SAC

Service Calendar

Fees list

Pre – Contracting Steps (ECCE only)

Resources – Help & Support

Home > Help & Support

▼ Help & Support

- ▶ Early Years Hive - Guides
- ▶ **NCS - Guides**
- ▶ ECCE - Guides
- ▶ CCSP - Guides
- ▶ Better Start / AIM - Guides
- ▶ Better Start QDS - Guides
- ▶ Core Funding - Guides
- ▶ FAQs

Training videos

Help & Support

In the Help & Support section, you'll find detailed explanations and instructions to help guide you through the process of running Early Years programmes on the Early Years Hive.

Select a topic from the left-hand side menu for more information.

We will continue to add more useful guides to this section over time.

Resources – ECCE Documents

The screenshot displays a web application interface with a navigation menu at the top. The menu items are: MY ACCOUNT, PROGRAMMES, REGISTRATIONS, APPLICATIONS, FUNDING, COMPLIANCE, REQUESTS, RESOURCES (highlighted with a red box), ANNOUNCEMENTS, and a notification bell icon with the number 6. Below the navigation menu, the breadcrumb trail reads: Home > Programme Documents > ECCE - Documents. On the left side, there is a sidebar menu with the following items: Programme Documents (highlighted with a red box), NCS - Documents, ECCE - Documents (highlighted with a red box), CCSP - Documents, and Better Start/ AIM - Documents. The main content area on the right lists five documents, each with a yellow downward arrow icon: ECCE agreement, ECCE programme rules, ECCE payment schedule, Qualification checklist - Form 1 (highlighted with a red box), and Declaration - Form 2 (highlighted with a red box).

Home > Programme Documents > ECCE - Documents

- Programme Documents
 - NCS - Documents
 - ECCE - Documents
 - CCSP - Documents
 - Better Start/ AIM - Documents

- ECCE agreement
- ECCE programme rules
- ECCE payment schedule
- Qualification checklist - Form 1
- Declaration - Form 2

Core Funding - Fees

Core Funding applicants will be required to follow the fee management system which in year 1 (2022/2023) is a fee freeze, committing to not increase fees above September 2021 levels or in case of ECCE service not diverge from their CCC Approved ECCE Fees List 2021/2022’.

Thank you